



# 8" BENCHTOP DRILL PRESS

## 30-100

### Multiple Spindle Speeds

5 available spindle speeds are available with a range from 620 to 3,100 RPM




### 1/2" Chuck

Chuck has a 1/2" holding capacity



### Solid Work Surface

Comes with a 6-5/8" x 6-3/8" adjustable work table



### Solid Base

Base is made from sturdy cast iron with a wide footprint for stability



## FEATURES:

### • MOTOR

Horsepower.....	1/3 HP
Amps.....	2.5
Volts.....	120V, 60Hz
RPM.....	1,720
Swing.....	8"
Chuck Size.....	1/2"
Chuck Taper.....	JT33
Drilling Capacity.....	1/2"
Spindle Travel.....	.2"
Spindle Taper.....	JT33
Head Rotates.....	360°
Speeds.....	5
Speed Range (RPM).....	620 - 3,100
Quill Diameter.....	1-1/2"

## DIMENSIONS:

### • TABLE

Table.....	6-5/8" x 6-3/8"
Table Tilts.....	90°
Table Rotates.....	360°
Maximum Chuck to Table.....	7-1/16"
Maximum Chuck to Base.....	10-1/4"
Column Diameter.....	1-7/8"

### • OVERALL

Height.....	22-3/4"
Base Size.....	.11" x 7-1/8"
Net Weight.....	32 lbs.
Shipping Weight.....	36 lbs.
Shipping Carton.....	18" x 9-1/4" x 13-1/4"

### • WARRANTY.....5 YEARS



For more information or to find a distributor near you, please visit:

[www.rikontools.com](http://www.rikontools.com)




**AVAILABLE ACCESSORIES**  
**30-100**




**12-201**

LED Gooseneck Worklight  
with Magnetic Base and  
Magnetic Clip



**93-010**

3" Drill Press Vise



**93-020**

4" Drill Press Vise



For more information or to find a distributor near you, please visit:

**[www.rikontools.com](http://www.rikontools.com)**